

SPELD SA

Literacy Program

The Tramp



Module 2: Student Workbook

Date: / /

Name: -----

The Tramp

The tramp sits on a mattress at the end of a track.

He has a pack.

He snacks on scraps and drinks at a tap.

The ants are a pest. He stamps on the ants.

He picks at a tick on his skin.

The tramp is sick.

He is sad and dispirited.

The Tramp

1. New text

2. Letters and sounds

2.1 New letters and sounds

Say the sounds.

c k ck	e	h	r	m	d
--------	---	---	---	---	---

2.2 Letter formation

Trace the letters and say the sounds.

c C k k ck e E h H r R m M d D

Copy the letters twice. Say the sounds as you write.

2.3 Letter-sounds and names

Say the letter sounds. Then say the letter names.






a	t	n	i	s	p	d	i
d	c	m	r	h	e	k	ck
t	i	h	k	c	n	s	m

2.4 Letter-sound dictation

c						

2.5 Word sort





Name the pictures. Tick the items beginning with m.

Name the pictures. Tick the items beginning with n.

Name the pictures. Tick the items beginning with p.

3. Reading

3.1 Blending sounds together

Say the sounds. Say the word.

a-n-d	p-a-ck	e-n-d	s-a-d	s-i-ck	h-a-s
s-k-i-n	p-e-s-t	s-t-a-m-p-s	s-c-r-a-p-s	d-r-i-n-k-s	m-a-tt-r-e-ss

3.2 Syllables

Clap/tap and say the sound chunks. Then say the word.

mat/tress > mattress	dis/pi/rit/ed > dispirited
----------------------	----------------------------

3.3 Reading rate

Read the words fast.

and	pack	end	sad	sick	has
skin	pest	stamps	scraps	drinks	mattress

3.4 Assessing reading rate

How many words did you read in 1 minute?

Date 1: / / _____ wpm	Date 2: / / _____ wpm	Date 3: / / _____ wpm
--	--	--

4. Spelling

4.1 Spelling tips

4.2 Segment for spelling

Write the words.

4.3 Spelling practice

Choose 3 one-syllable words from exercise 3.3 Reading Rate.

(a) _____

(b) _____

5. Focus words

5.1 Revising focus words (reading)

5.2 Revising focus words (spelling)

5.3 Reading Module 2 focus words

5.4 Spelling Module 2 focus words pre-test

6. Text reading

6.1 Reading focus words in the text

Read the words.

the	has	on	are	he
his	is	of		

6.2 Reading tips

Read the words.

A a	the	is	as	has	of
-----	-----	----	----	-----	----

A a = /uh/

<e> in *the* = /uh/

In *as, has, is*, the final <s> = /z/

In *of*, <f> = /v/

6.3 Reading with meaning

Read the text on page 2.

6.4 Text questions and activities

6.5 Word meanings

Choose 2 words from the text.

A. _____

B. _____

7. Punctuation and grammar

7.1 Revision

The tramp sits on a mattress at the end of a track.

He has a pack.

7.2 Adding an ending

Read the base word. Read the word.

ant > ants	snack > snacks	scrap > scraps
sit > sits	drink > drinks	pick > picks

8. Sentences

The tramp is sick.

8.1 Sentences make sense

pack. The tramp has a

are a pest. The ants

The mattress. sits on a tramp

8.2 Proofreading sentences

1. the tramp stamps on the ants
(2 errors: 2 punctuation)

2. The tramp is sik
(2 errors: 1 punctuation, 1 spelling)

3. he snacks on scaps.
(2 errors: 1 punctuation, 1 spelling)

4. He stamps on the ints
(2 errors: 1 punctuation, 1 spelling)

8.3 Dictation

Score /16

9. Comprehension

9.1 Answering questions about the text

Tick if correct. Cross if not correct.

1. The tramp sat on a desk.
 2. The tramp had a pack.
 3. The tramp had a tick on his skin.
 4. The tramp drank at a tap.
-

9.2 Answering questions and giving reasons

9.3 Answering in complete sentences

1. Is the tramp a man? Yes/No

Yes. The tramp is a man.

2. The tramp sits on a mattress. Yes/No
-

3. The tramp sits at the end of a track. Yes/No
-

4. The tramp stamps on the ants. Yes/No
-

10. Oral communication

10.1 Using pictures to stimulate language



ASSESSMENT PRACTICE

Read the words. Spell the words.

cat kick pack pen neck hip hit rat rip
miss him red did act stick tank nest
step hint print crept trick damp stem
mint skid mend stamp stress scrap panic
attack ticket kitten packet happen picnic
insect mattress dentist

ASSESSMENT

Reading the text

Read the story again, as well as you can.

Reading rate

Spelling test

- | | |
|---------|----------|
| 1. | 7. |
| 2. | 8. |
| 3. | 9. |
| 4. | 10. |
| 5. | 11. |
| 6. | 12. |

Dictation

.....

.....

Certificate of Completion



has successfully completed

Module 2

SPELD SA Intensive Literacy Program

Reading the Text ____ / ____ words correct

Reading Rate: _____ words/minute

Spelling Test: ____ / ____ words correct

Dictation: ____ / ____ words correct

signed by

/ /

SPELD SA Intensive Literacy Program

The SPELD SA Intensive Literacy Program is for anyone wanting to develop or consolidate basic reading, spelling and writing skills.

The program has 15 Modules. Each Module has a text and accompanying skill-based exercises.

Module 1 assumes no prior knowledge of the sounds and spellings of English words. Subsequent modules revise and build on the skills already covered. At the completion of Module 15, participants can expect to be able to read competently and communicate effectively in writing.

There is an Instructor Handbook and Student Workbook for each Module. The Instructor Handbook includes teaching notes, student exercises and answers. The Student Workbook has just the exercises.

Module 1: Pat Spat Ants

Module 2: The Tramp

Module 3: The Desk has a Lid!

Module 4: The Scotsman

Module 5: Zang's Trek

Module 6: A Gift for Tom

Module 7: Tim and the Fun Run

Module 8: A Trip to the Top End

Module 9: Baxter Saves the Day

Module 10: Growing Cherry Tomatoes

Module 11: Let's Abolish Zoos

Module 12: Our Catamaran Experience

Module 13: Battle of the Bugs

Module 14: How to make a Kite

Module 15: The Tank Man of Tiananmen Square