

SPELD SA

Literacy Program

Pat Spat Ants



Module 1: Student Workbook

Date: / /

Name: _____

Pat Spat Ants

A tin.



Pat tips the tin.



Pat sips.

Ants, ants, ants!


The ants sip.



Pat sips. Pat sips ants.

Pat spat.

Pat spat ants.



Pat Spat Ants

1. New text

2. Letters and sounds

2.1 New letters and sounds

Say the sounds.

s	a	t	p	i	n
---	---	---	---	---	---

2.2 Letter formation

Trace the letters and say the sounds.

s S a A t T p P i I n N

Copy the letters twice. Say the sounds as you write.

Handwriting practice lines for copying the letters. Each set consists of a solid top line, a dashed middle line, and a solid bottom line.

2.3 Letter-sounds and names

Say the letter sounds. Then say the letter names.

a	t	n	i	s	p	s	i	t
a	t	s	i	p	s	p	a	s
a	p	t	i	t	p	a	s	

2.4 Letter-sound dictation

a						
---	--	--	--	--	--	--

2.5 Word sort

Name the pictures. Tick the items beginning with t.

.....

3. Reading

3.1 Blending sounds together

Say the sounds. Say the word.

t-i-n	P-a-t	a-t	i-n	s-i-p
a-n-t	t-a-p	t-i-p-s	s-i-p-s	s-p-a-t

3.2 Syllables

3.3 Reading rate

at	in	tin	Pat	sip
ant	tap	tips	sips	spat

3.4 Assessing reading rate

How many words did you read in 1 minute?

Date 1: / / _____ wpm	Date 2: / / _____ wpm	Date 3: / / _____ wpm
--	--	--

.....

4. Spelling

4.1 Spelling tips

4.2 Segment for spelling

Write the words.

4.3 Spelling practice

Choose 3 one-syllable words from exercise 3.3 Reading Rate.

(a) _____

(b) _____

5. Focus words

5.1 Revising focus words (reading)

5.2 Revising focus words (spelling)

5.3 Reading focus words

5.4 Spelling focus words pre-test

6. Text reading

6.1 Reading focus words in the text

Read the words.

A	a	the	is	as
---	---	-----	----	----

6.2 Reading tips

Read the words.

A	a	the	as	his	is
---	---	-----	----	-----	----

A and a = /uh/

<e> in *the* = /uh/

In *as*, *his* and *is*, the final <s> = /z/

6.3 Reading with meaning

Read the text on page 2.

6.4 Text questions and activities

6.5 Word meanings

Choose a word from the text.

7. Punctuation and grammar

7.1 Adding an ending

Read the base word. Read the word.

tip > tips	sip > sips	ant > ants
------------	------------	------------

8. Sentences

An ant is in a pit.

8.1 Sentences make sense

in a pit. Pat sits

tin. Ann taps the

naps. Pip

ants. spat Nat

8.2 Proofreading sentences

1. the anps sip.
(2 errors: 1 punctuation, 1 spelling)

2. pat spat
(2 errors: 2 punctuation)

3. the antts sip.
(2 errors: 1 punctuation, 1 spelling)

4. Pat saps
(2 errors: 1 punctuation, 1 spelling)

8.3 Dictation

Score: /12

.....

9. Comprehension

9.1 Choose the best word

Pat spat (pans, ants, pins).

Pat (sits, pats, tips) the tin.

9.2 Answering questions about the text

Tick if correct. Cross if not correct.





The ants tip the tin.

Pat spat tins.

Pat sits.

9.3 Answering questions and giving reasons

9.4 Answering questions in complete sentences

	<p>1. Is it a tin? Yes/No</p> <p>Yes. It is a tin.</p>
	<p>2. Pat spat ants. Yes/No</p> <p>_____</p>
	<p>3. Is it an ant? Yes/ No</p> <p>_____</p>
	<p>4. A tin tips. Yes/No</p> <p>_____</p>

10. Oral communication

10.1 Using pictures to stimulate language

How would you feel? What would you do?



ASSESSMENT PRACTICE

Read the words. Spell the words.

sat it pit tap tip sip pip sit pat pan pin

tin at in nap tan sits taps spat spit

pats pans tips pips spits ant spin pant

snap ants spins pants pasta insist Santa

ASSESSMENT

Reading the text

Read the story again, as well as you can.

Reading rate

Spelling test

1.

6.

2.

7.

3.

8.

4.

9.

5.

10.

Dictation

.....

.....

Certificate of Completion



has successfully completed

Module 1

SPELD SA Intensive Literacy Program

Reading the Text ____ / ____ words correct

Reading Rate: _____ words/minute

Spelling Test: ____ / ____ words correct

Dictation: ____ / ____ words correct

signed by

/ /

SPELD SA Intensive Literacy Program

The SPELD SA Intensive Literacy Program is for anyone wanting to develop or consolidate basic reading, spelling and writing skills.

The program has 15 Modules. Each Module has a text and accompanying skill-based exercises.

Module 1 assumes no prior knowledge of the sounds and spellings of English words. Subsequent modules revise and build on the skills already covered. At the completion of Module 15, participants can expect to be able to read competently and communicate effectively in writing.

There is an Instructor Handbook and Student Workbook for each Module. The Instructor Handbook includes teaching notes, student exercises and answers. The Student Workbook has just the exercises.

Module 1: Pat Spat Ants

Module 2: The Tramp

Module 3: The Desk has a Lid!

Module 4: The Scotsman

Module 5: Zang's Trek

Module 6: A Gift for Tom

Module 7: Tim and the Fun Run

Module 8: A Trip to the Top End

Module 9: Baxter Saves the Day

Module 10: Growing Cherry Tomatoes

Module 11: Let's Abolish Zoos

Module 12: Our Catamaran Experience

Module 13: Battle of the Bugs

Module 14: How to make a Kite

Module 15: The Tank Man of Tiananmen Square